



Ordering Physician:
255252 - 279741
Med for Life
Via Borin 48
31100 Treviso

Accession Number: **A0712170056**
Reference Number:
Patient: Daniele Scarpa
Age: 43 Sex: F
Date of Birth: 03/01/1964
Date Collected: 12/12/07
Date Received: 12/17/07
Report Date: 12/26/07
Telephone:
Fax:
Reprinted:
Comment:

0091 Organix™ Comprehensive Profile


Summary of abnormal results:

	<u>Findings</u>	<u>Intervention Options</u>	<u>Common Metabolic Association</u>
<u>Nutrient Markers</u>			
Fatty Acid Metabolism			
	No Abnormality Found		
Carbohydrate Metabolism			
	No Abnormality Found		
Energy Production Markers			
	No Abnormality Found		
B-Complex Vitamin Markers			
	No Abnormality Found		
Methylation Cofactor Markers			
	No Abnormality Found		
<u>Cell Regulation Markers</u>			
Neurotransmitter Metabolism Markers			
	No Abnormality Found		
Oxidative Damage and Antioxidant Markers			
	No Abnormality Found		
<u>Toxicants and Detoxification</u>			
Detoxification Indicators			
	No Abnormality Found		
<u>Compounds of Bacterial or Yeast/Fungal Origin</u>			
Bacterial - General			
	No Abnormality Found		
L. acidophilus / general bacteria			
	No Abnormality Found		
Clostridial Species			
	No Abnormality Found		
Yeast/Fungal			
	No Abnormality Found		

0091 Organix™ Comprehensive Profile

Methodology: LC/Tandem Mass Spectroscopy, Colorimetric

This report is not intended for the diagnosis of neonatal inborn errors of metabolism.

Percentile Ranking by Quintile

**95%
Reference
Interval**

Ranges are for ages 13 and over

NUTRIENT MARKERS
**Fatty Acid Metabolism
(Carnitine & B2)**

 Results
 ug/mg creatinine

Item	Result	Percentile	Reference Interval
1 Adipate	1.1	5.7	<= 10.3
2 Suberate	0.3	1.8	<= 3.3
3 Ethylmalonate	2.5	5.5	<= 8.5

**Carbohydrate Metabolism
(B1, B3, Cr, Lipoic Acid, CoQ10)**

Item	Result	Percentile	Reference Interval
4 Pyruvate	1.4	4.1	<= 7.1
5 Lactate	3.40	19.4	2.5 - 57.0
6 β-Hydroxybutyrate	0.2	2.8	<= 12.8


**Energy Production (Citric Acid Cycle)
(B comp., Q10, Amino acids, Mg)**

Item	Result	Percentile	Reference Interval
7 Citrate	290	948	127 - 1,550
8 Cis-Aconitate	29	76	29 - 122
9 Isocitrate	44	92	36 - 130
10 α-Ketoglutarate	11.2	27.8	2.6 - 60.0
11 Succinate	2.1	12.3	1.1 - 34.0
12 Fumarate	0.11	0.71	<= 1.40
13 Malate	0.5	2.3	<= 4.3
14 Hydroxymethylglutarate	3.2	6.8	<= 9.7

0091 Organix™ Comprehensive Profile

Methodology: LC/Tandem Mass Spectroscopy, Colorimetric

This report is not intended for the diagnosis of neonatal inborn errors of metabolism.

Percentile Ranking by Quintile

**95%
Reference
Interval**

Ranges are for ages 13 and over

**B-Complex Vitamin Markers
(B1, B2, B3, B5, B6, Biotin)**

 Results
 ug/mg creatinine

Item	Result	Percentile	95% Reference Interval
15 a-Ketoisovalerate	0.28	~35%	<= 0.94
16 a-Ketoisocaproate	0.17	~25%	<= 0.58
17 a-Keto-β-Methylvalerate	0.6	~25%	<= 2.7
18 Xanthurenate	0.6	~75%	<= 1.2
19 β-Hydroxyisovalerate	2.7	~10%	<= 15.3

**Methylation Cofactor Markers
(B12, Folate)**

20 Methylmalonate	1.5	~55%	<= 3.4
21 Formiminoglutamate	1.12	~85%	<= 2.28

CELL REGULATION MARKERS
**Neurotransmitter Metabolism Markers
(Tyrosine, Tryptophan, B6, antioxidants)**

22 Vanilmandelate	2.0	~45%	0.4 - 5.3
23 Homovanillate	1.7	~15%	0.7 - 17.0
24 5-Hydroxyindoleacetate	5.9	~85%	0.7 - 26.0
25 Kynurenate	1.3	~75%	<= 2.5
26 Quinolate	2.4	~10%	<= 16.5

**Oxidative Damage and Antioxidant Markers
(Vitamin C and other antioxidants)**


27 p-Hydroxyphenyllactate	0.4	~55%	<= 1.4
28 8-Hydroxy-2-deoxyguanosine *	1.9	~25%	<= 7.6

* Units for 8-Hydroxy-2-deoxyguanosine are ng/mg creatinine

0091 Organix™ Comprehensive Profile

Methodology: LC/Tandem Mass Spectroscopy, Colorimetric

This report is not intended for the diagnosis of neonatal inborn errors of metabolism.

Percentile Ranking by Quintile

**95%
Reference
Interval**

Ranges are for ages 13 and over

TOXICANTS AND DETOXIFICATION

Detoxification Indicators (Arg, NAC, Met, Mg and antioxidants)		Results			
		ug/mg creatinine			
29	2-Methylhippurate	0.013		0.047	<= 0.106
30	Orotate	0.4		1.0	<= 1.6
31	Glucarate	3.2		7.0	<= 11.9
32	a-Hydroxybutyrate	0.5		1.2	<= 2.2
33	Pyroglutamate	15		43	< 72
34	Sulfate	166		123 - 343	89 - 432

COMPOUNDS OF BACTERIAL OR YEAST/FUNGAL ORIGIN

Bacterial - general					
35	Benzoate	< 1		2.5	<= 8.2
36	Hippurate	373		542	<= 1,099
37	Phenylacetate	< 0.06		0.06	<= 0.20
38	Phenylpropionate	< 0.5		0.5	<= 0.5
39	p-Hydroxybenzoate	0.3		1.2	<= 2.8
40	p-Hydroxyphenylacetate	10		20	<= 35
41	Indican	18		80	<= 124
42	Tricarballylate	1.0		1.6	<= 3.6
L. acidophilus / general bacterial					
43	D-Lactate	< 0.4		5.5	<= 11.0
Clostridial species					
44	3,4-Dihydroxyphenylpropionate	< 0.16		0.16	<= 0.40
Yeast / Fungal					
45	D-Arabinitol	14		32	<= 59

Creatinine =258 mg/dl

Supplement Recommendation Summary

With knowledge of a patient's full medical history and concerns, the Organix Comprehensive Profile laboratory results may be used to help healthcare professionals create an individually optimized nutritional support program. Based strictly on the results from this test, the summary table below shows estimates of nutrient doses that may help to normalize nutrient-dependent metabolic functions. All amounts are adult doses that should be adjusted for children according to body weight and indication of need.

Customized Vitamin and Mineral Formulation

Nutrients listed in this section are normally contained in a multi-vitamin preparation. "Base" amounts may be used for insurance of health even when no abnormalities are found.

Customized preparations of the multi-vitamin/mineral formula shown below may be produced by compounding pharmacies. If such a product is made according to these specifications each dose should be thoroughly stirred into a few ounces of water or diluted fruit juice to allow bubbles to form and avoid stomach bloating effects.

Nutrient	Daily Amounts	
	Base	Units Added
Vitamin A*	2500 IU	
B-Carotene*	5500 IU	
Vitamin C	250 mg	
Vitamin D*	400 IU	
Vitamin E	100 IU	
Vitamin K*	100 mcg	
Thiamin (B1)	5 mg	
Riboflavin (B2)	5 mg	
Niacin (B3)	25 mg	
Pyridoxine (B6)	15 mg	
Folic Acid	400 mcg	
Vitamin B12	50 mcg	
Biotin	100 mcg	
Pantothenic Acid (B5)	25 mg	
Calcium	500 mg	
Iodine*	75 mcg	
Magnesium	250 mg	
Zinc*	15 mg	
Selenium	100 mcg	
Copper	1 mg	
Manganese	5 mg	
Chromium	200 mcg	
Molybdenum*	25 mcg	
Boron*	1 mg	
Citric Acid*	200 mg	
Malic Acid*	200 mg	

* Nutrients with an asterisk are not modified based on the Organix Basic test

MM01